

Power Schottky Rectifier - 5Amp 150~200Volt

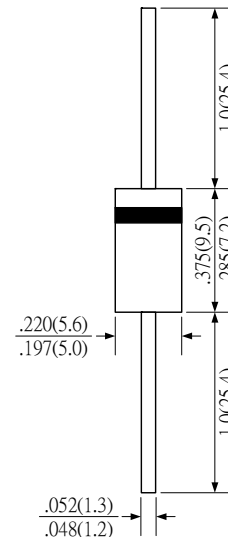
Features

- Low forward voltage drop
- High current capability
- High reliability
- High surge current capability
- Epitaxial construction

Mechanical data

- Case : Molded plastic
- Epoxy : UL 94V-0 rate flame retardant
- Lead : Axial leads, solderable per MIL-STD-202,method 208 guaranteed
- Polarity : Color band denotes cathode end
- Mounting position : Any
- Weight : 1.10 grams

D0-27 / D0-201AD



Maximum ratings and Electrical characteristics

TYPE	SB5150	SB5200	UNIT
Maximum Recurrent Peak Reverse Voltage	150	200	V
Maximum RMS Voltage	105	140	V
Maximum DC Blocking Voltage	150	200	V
Maximum Average Forward Rectified Current	5.0		A
Peak Forward Surge Current, 8.3ms single half sine-wave superimposed on rated load	100		A
Maximum Instantaneous Forward Voltage at 5.0A	0.85	0.87	V
Maximum DC Reverse Current at Rated DC Blocking Voltage	Ta = 25°C	0.01	mA
	Ta = 100°C	10	
Typical Junction Capacitance	380		pF
Typical Thermal Resistance R _{θJA}	10		°C/W
Operating Temperature Range T _J	-50 - 125		°C
Storage Temperature Range T _{STG}	-65 - 150		°C

Note: Pulse Test : 380µs pulse width, 2% duty cycle

August 2007 / Rev.5

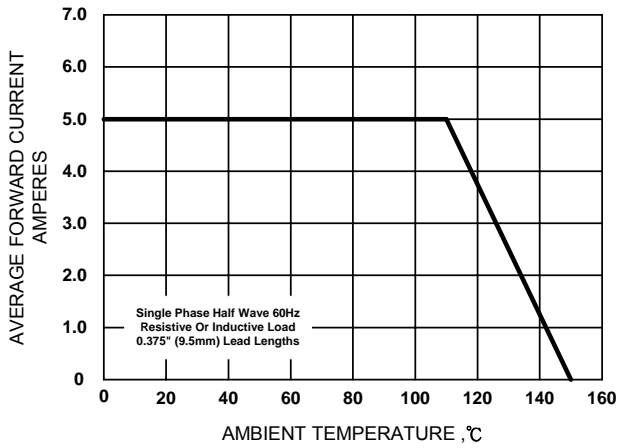


Figure 1. Forward Current Derating Curve

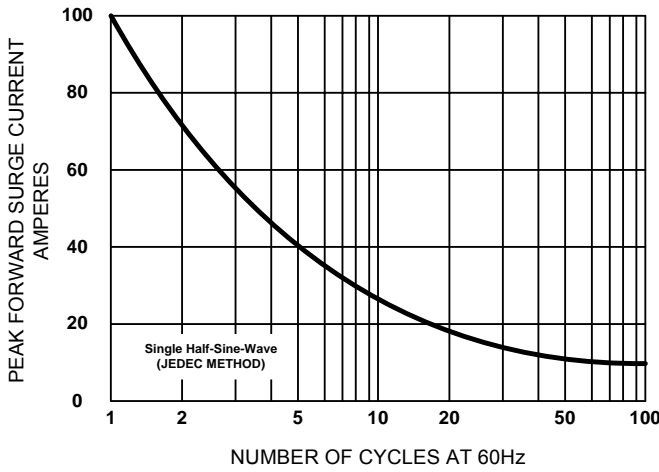


Figure 2. Maximum Non-repetitive Surge Current

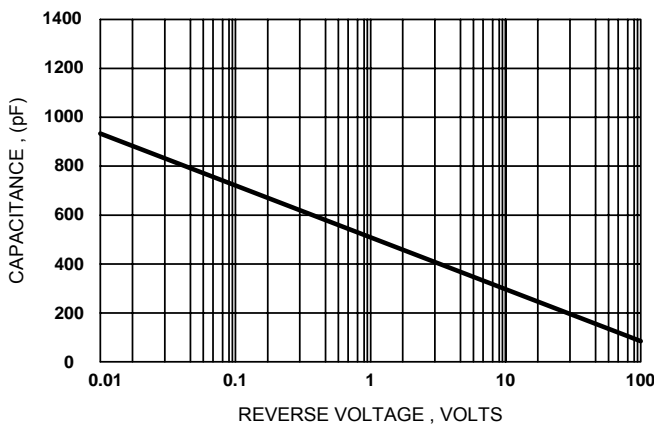


Figure 3. Typical Junction Capacitance

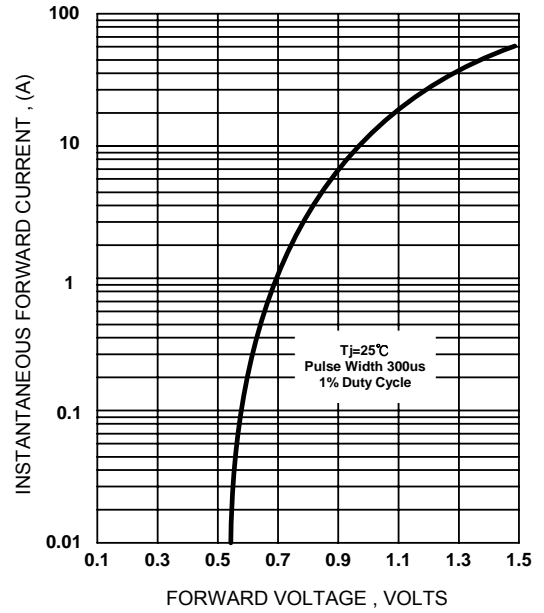


Figure 4. Typical Forward Characteristics

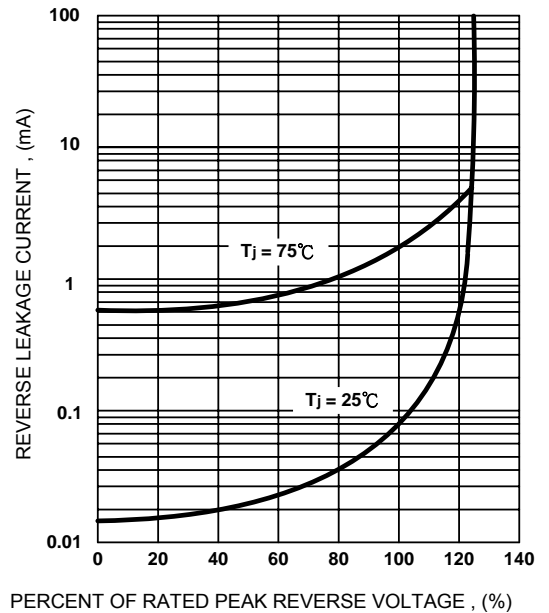


Figure 5. Typical Reverse Characteristics