

Power Schottky Rectifier - 2Amp 40~200Volt

Features

- Low forward voltage drop
- High current capability
- High reliability
- High surge current capability
- Epitaxial construction

Mechanical data

- Case : Molded plastic
- Epoxy : UL 94V-0 rate flame retardant
- Lead : Axial leads, solderable per MIL-STD-202,method 208 guaranteed
- Polarity : Color band denotes cathode end
- Mounting position : Any
- Weight : 0.4 grams

Maximum ratings and Electrical characteristics

Parameters	SB240S	SB260S	SB2100S	SB2150S	SB2200S	UNIT
Maximum Recurrent Peak Reverse Voltage	40	60	100	150	200	V
Maximum RMS Voltage	28	42	70	105	140	V
Maximum DC Blocking Voltage	40	60	100	150	200	V
Maximum Average Forward Rectified Current	2					A
Peak Forward Surge Current	50					A
Maximum Instantaneous Forward Voltage at 2A	Tc = 25°C	0.55	0.65	0.82	0.88	V
	Tc = 125°C	0.44	0.50	0.66	0.69	
Maximum Average Reverse Current at Rated DC Blocking Voltage	Tc = 25°C	0.5		0.05		mA
	Tc = 125°C	20		10		
Typical Junction Capacitance	150					pF
Typical Thermal Resistance R _{θJA}	50					°C/W
Operating and Storage Temperature Range	-50 to +150		-50 to +175			°C

June 2010 / Rev.6.6

SB240S ~ SB2200S

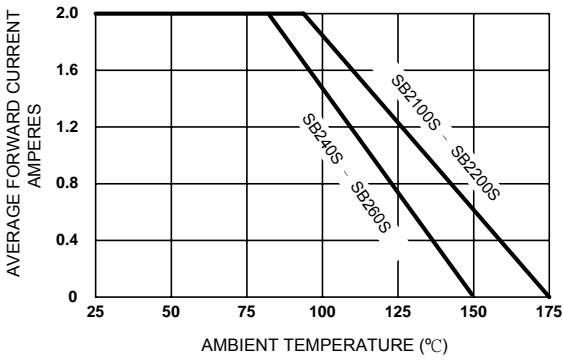


Figure 1. Forward Current Derating Curve

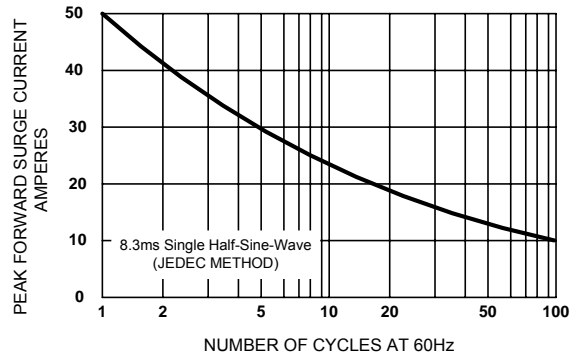


Figure 2. Maximum Non-repetitive Surge Current

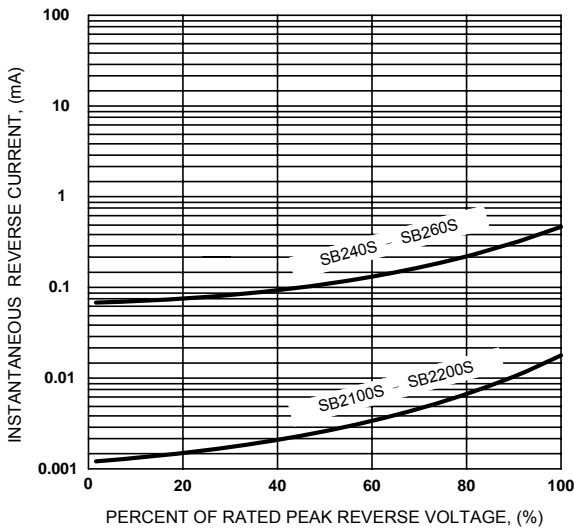


Figure 3. Typical Reverse Characteristics

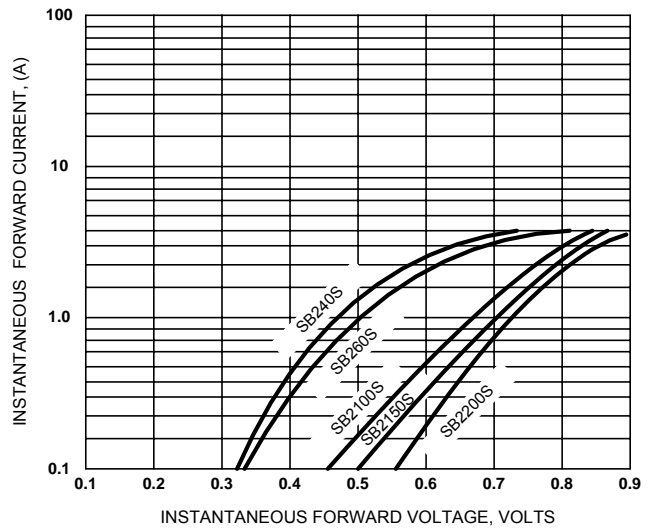


Figure 4. Typical Forward Characteristics

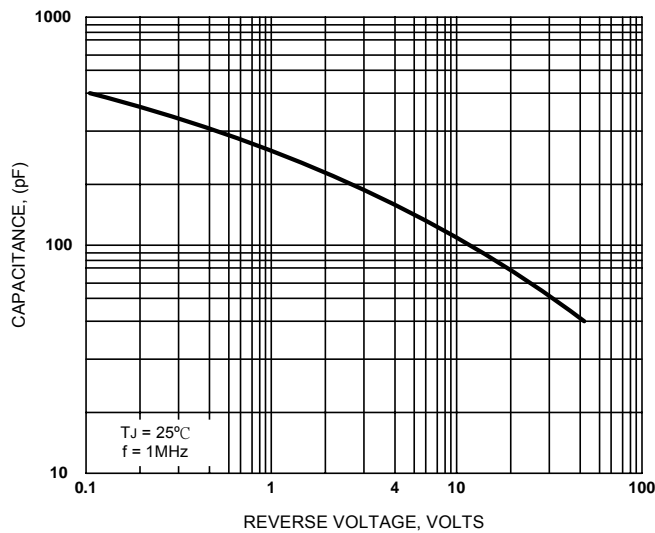


Figure 5. Typical Junction Capacitance



Sirectifier Global Corp., Delaware, U.S.A.

U.S.A.: sgc@sirectsemi.com France: ss@sirectsemi.com Taiwan: se@sirectsemi.com Hong Kong: hk@sirectsemi.com
 China: st@sirectsemi.com Thailand: th@sirectsemi.com Philippines: aiac@sirectsemi.com Belize: belize@sirectsemi.com

SB240S~SB2200S

D0-41

